

APPROXIMATE DELINEATOR SPACING	
TANGENT-RAMPS	100'
TANGENT	200-530'
CURVE	50'

SPACING SHOULD BE ADJUSTED IN CURVES SO THAT SEVERAL DELINEATORS ARE ALWAYS SIMULTANEOUSLY VISIBLE TO THE ROAD USER.

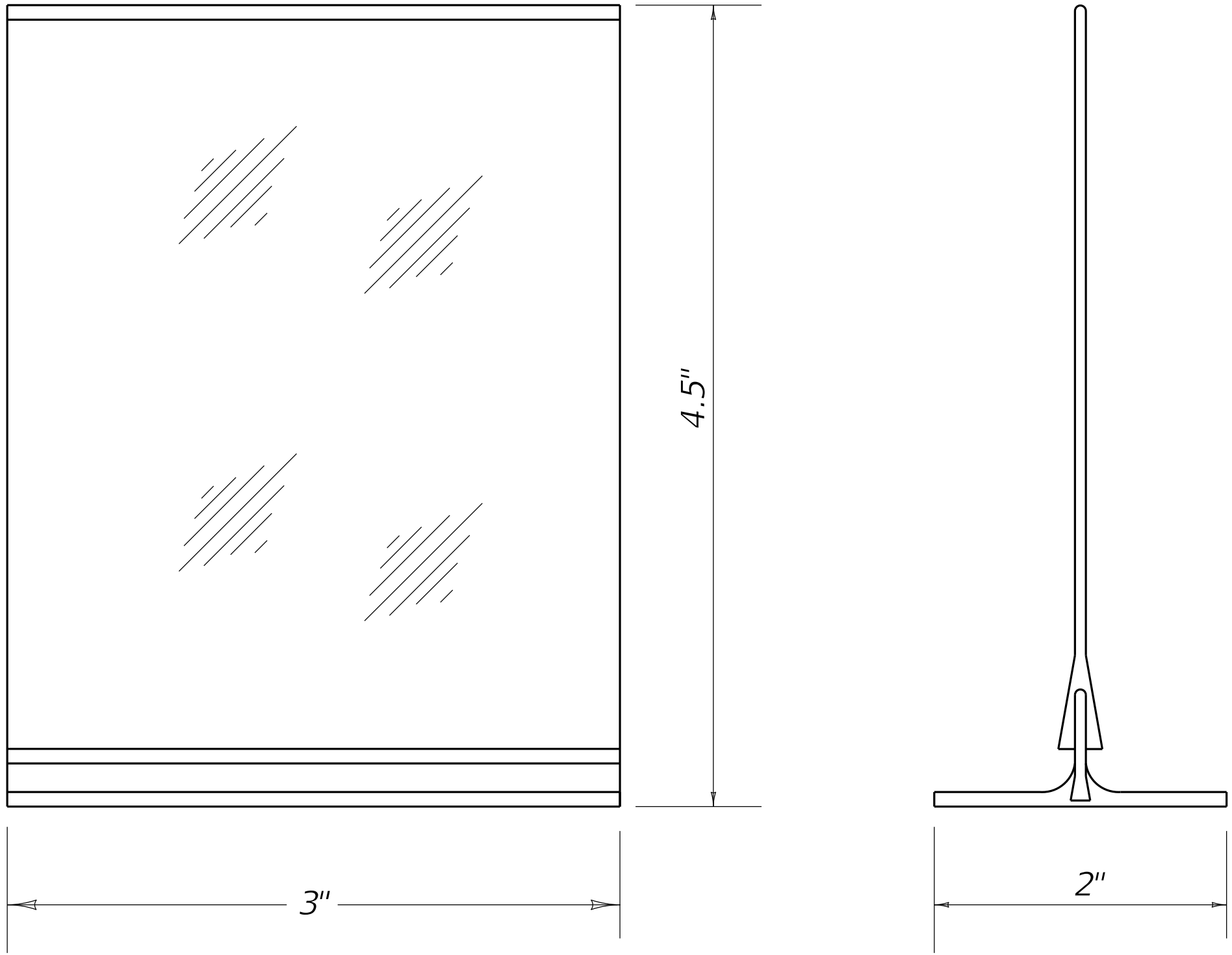
CURVE SPACING IS A FUNCTION OF CURVE RADIUS AND IS FOUND IN TABLE 2F-1 OF THE MUTCD.

~ NOTES ~

- BARRIER WALL DELINEATORS SHALL BE REQUIRED ON ALL BARRIER WALLS.
- DELINEATORS SHALL BE MEASURED AND PAID FOR AT THE CONTRACT UNIT PRICE EACH, AND SHALL INCLUDE ALL MATERIALS AND LABOR NECESSARY FOR ONE COMPLETE INSTALLATION.
- THE COLOR OF DELINEATORS SHALL MATCH THE COLOR OF THE EDGELINE THAT THEY SUPPLEMENT. IN GENERAL, DELINEATORS ON BARRIER WALL ALONG THE LEFT SIDE OF DRIVING LANES SHALL BE YELLOW, AND DELINEATORS ON BARRIER WALL ALONG THE RIGHT SIDE OF DRIVING LANES SHALL BE WHITE. DELINEATORS IN BOTH DIRECTIONS ON A TWO-LANE, TWO-WAY ROADWAY SHALL BE BI-DIRECTIONAL WHITE.
- TYPES OF DELINEATORS PERMITTED SHALL BE FROM THE LIST OF APPROVED MATERIALS. THE DELINEATOR SHAPE AND DIMENSIONS ARE FOR ILLUSTRATION PURPOSES ONLY. KYTC STANDARD SPEC 508.02.10, DELINEATORS FOR BARRIERS, STATES TO USE STIMSONITE MARKER 962, AKT CORPORATION MARKER NO. 181, OR A DEPARTMENT APPROVED EQUAL.
- THE DELINEATOR UNIT SHALL HAVE THE REFLECTIVE SURFACE INSTALLED FACING TRAFFIC.
- DELINEATORS SHALL BE INSTALLED IN ACCORDANCE WITH MANUFACTURER'S RECOMENDATION.
- DELINEATORS SHALL BE ATTACHED TO CONCRETE MEDIAN BARRIER WITH AN APPROVED ADHESIVE.
- DELINEATOR SHEETING SHALL BE TYPE IX, YELLOW OR WHITE.
- DELINEATORS SHOULD BE MOUNTED AT A HEIGHT OF APPROXIMATELY 4' ABOVE PAVEMENT. WHEN CONCRETE BARRIERS EXTEND ACROSS BRIDGE STRUCTURES IN LIEU OF STEEL BEAM GUARDRAIL, DELINEATORS SHALL BE INSTALLED AT THE SAME VERTICAL ALIGNMENT AS ON THE GUARDRAIL.
- FOR BARRIER WALLS 50" OR LESS IN HEIGHT, DELINEATORS MAY BE INSTALLED ON TOP OF THE BARRIER WALL. FOR MEDIAN BARRIER WALLS 50" OR LESS IN HEIGHT THAT SEPARATE TWO-WAY TRAFFIC, BI-DIRECTIONAL YELLOW DELINEATORS MAY BE INSTALLED ON THE TOP OF THE BARRIER WALL IN LIEU OF SIDE-MOUNTED MONO-DIRECTIONAL YELLOW DELINEATORS.
- IF BARRIER WALL IS PRESENT AT OFF RAMPS, THE BACKSIDE OF THE DELINEATOR SHOULD BE RED RETROREFLECTIVE SHEETING. RED SHEETING ON THE BACK SIDE CAN BE USED IN ANY SITUATION TO DISCOURAGE WRONG WAY DRIVING.

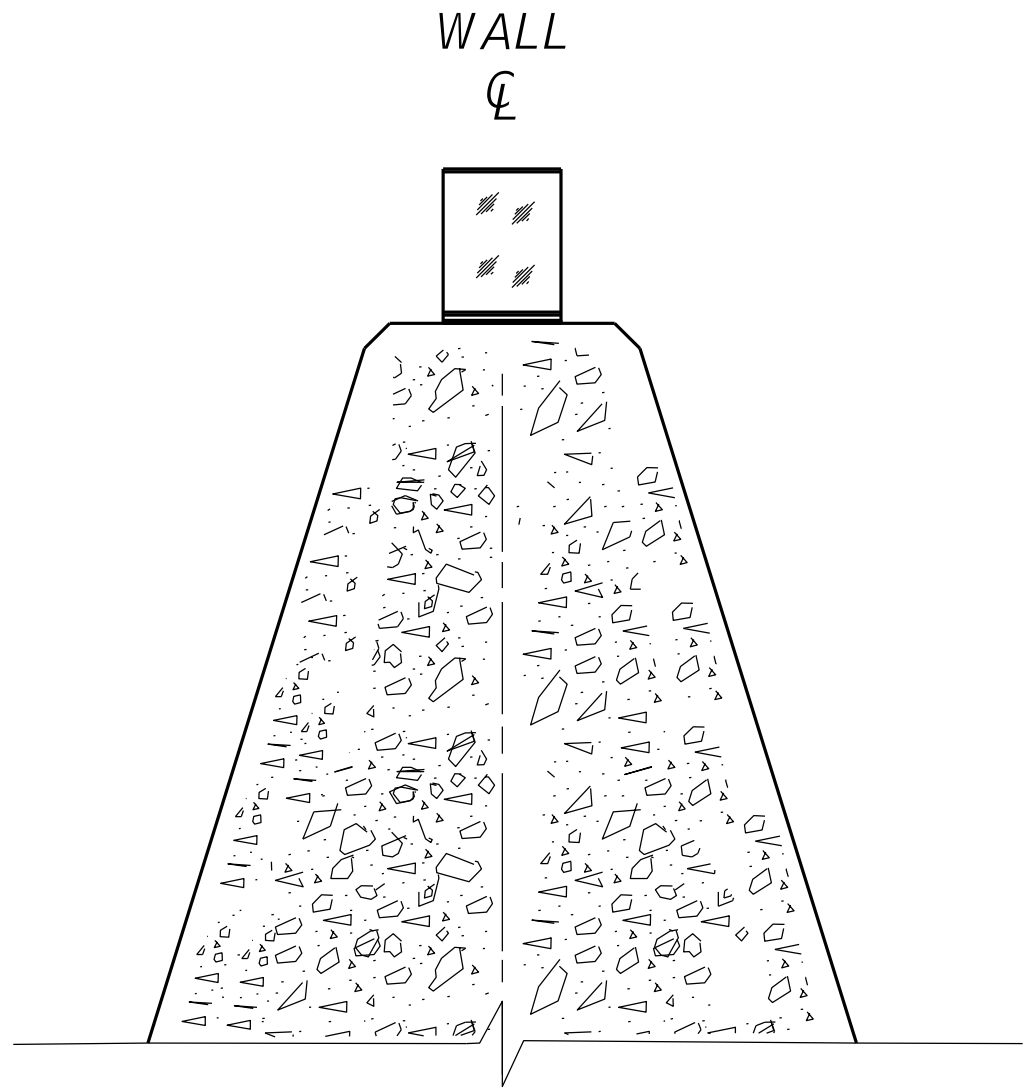
BID ITEM AND UNIT TO BID

DELINEATOR FOR BARRIER WALL - M/W	EACH
DELINEATOR FOR BARRIER WALL - M/Y	EACH
DELINEATOR FOR BARRIER WALL - B/Y	EACH
DELINEATOR FOR BARRIER WALL - B/W	EACH

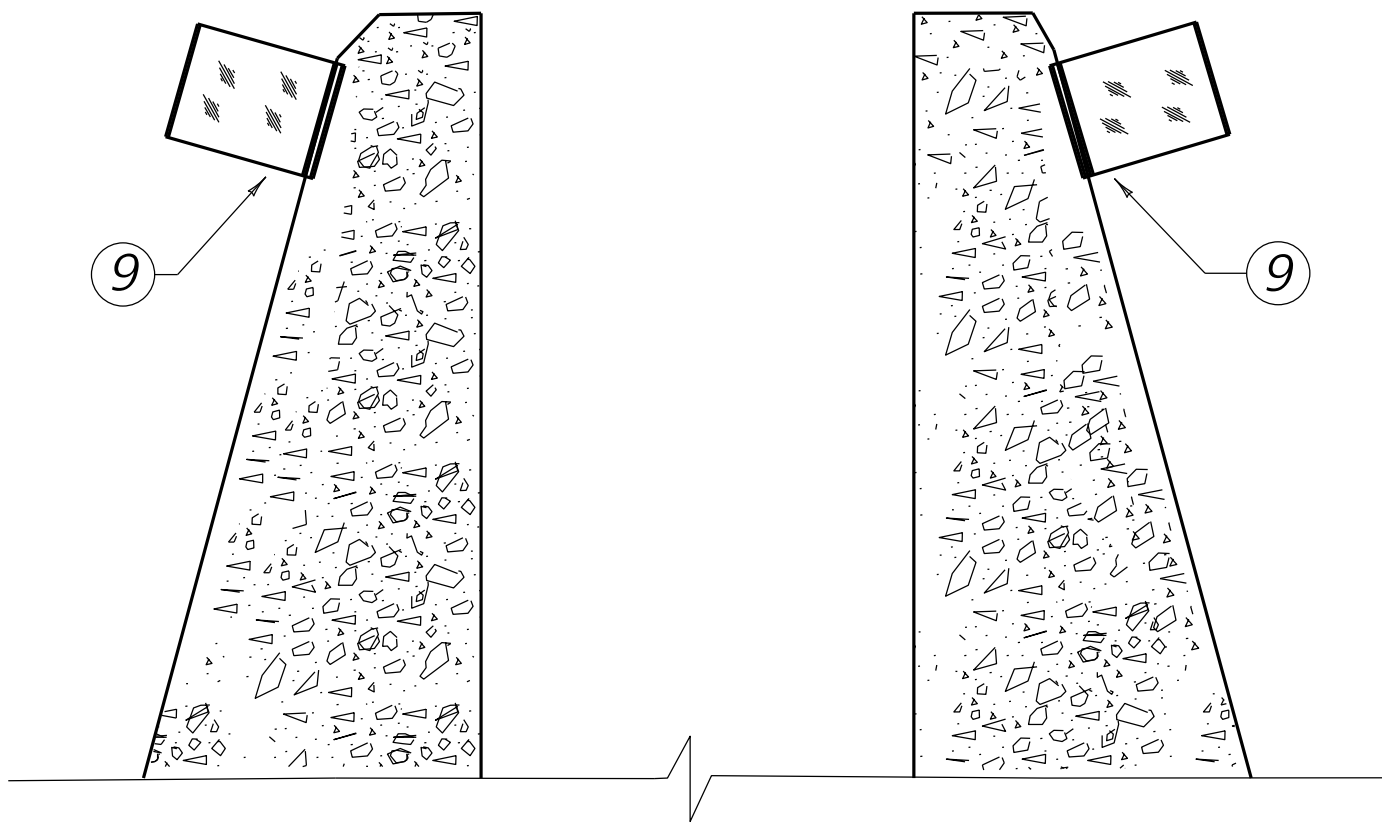


FRONT ELEVATION

SIDE ELEVATION



NORMAL (SOLID) WALL SECTION ⑩



(SEPARATE SEGMENT) WALL SECTION

REVISION DATE: 08/11/2025
REVISION NUMBER: 0

SUBMITTED W. J. Lapan 08-11-2025
DIVISION DIRECTOR DATE

APPROVED John Ballinger 08-11-2025
STATE HIGHWAY ENGINEER DATE

BARRIERS



COMMONWEALTH OF KENTUCKY
DEPARTMENT OF HIGHWAYS



CONCRETE BARRIER WALLS

SHEET 012: DELINEATORS FOR CONCRETE BARRIERS

STANDARD DRAWING NUMBER
RBM-135